




CE

Power	100 W	Voltage	230 V
Luminous flux*	8600 lm (120°)	Colour temperature	6500 K
Light colour	CW	Beam angle	85 °
IK	08	Protection class	IP65




See more on dedicated page 



 User manual



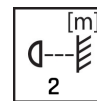
 Declaration of Conformity



 Photometric file

Technical data:

Product code	SLI029056CW_PW
Power	100 W
Nominal current	430 mA
Voltage	230 V
Energy consumption	100 kWh/1000h
Frequency	50HZ Hz
Protection class	I
Power factor	0.99
Useful luminous flux*	8600 lm (120°)
Luminous flux**	8600 lm (360°)
Light efficiency	86 lm/W
Luminous intensity	5100 cd
Colour temperature	6500 K
Light colour	CW
Beam angle	85 °
RA	>80
Light source included	+
Uniformity of color SDCM max	5
Dimmable	No
Working temperature range	-20 to +40 °
Lifespan	50000 h
Housing material	Aluminum+PC LENS
IK	08
Protection class	IP65
Colour	Gray
Dimension (axbxc)	294x215x30 mm
For use	Outside
Assembly method	On the ceiling
Application	EXT
Made in	PRC



*Applies to the LED source used. **Luminaire luminous flux