

V-TAC

Meaningful Innovation.

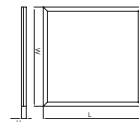
WEEE Number: 80133970

INSTRUCTION MANUAL

2 IN 1 - SURFACE OR RECESSED LED BACKLIT PANEL

TECHNICAL DATA

MODEL	VT-6139
SKU	216380, 216381
WATTS	36 W
LUMENS	3960 Lm
BEAM ANGLE	110°
DF	≥0.9
CRI	≥80
LIFE SPAN	25,000 Hours
ON/OFF CYCLE	15,000 Times
IP RATING	IP20
INPUT VOLTAGE	AC:220-240V, 50/60Hz
BODY TYPE	PP+Fe
OPERATION TEMPERATURE	-20°C to +40°C
DIMENSION	595x595x30mm



21 RECESSED OR SURFACE

03 YEAR WARRANTY*

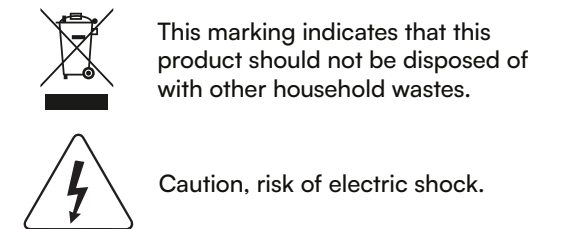
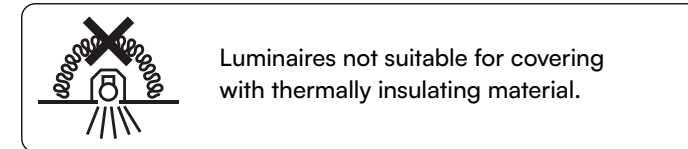
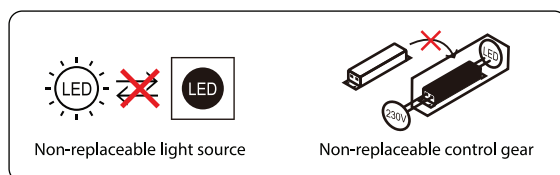


INTRODUCTION & WARRANTY

Thank you for selecting and buying V-TAC product. V-TAC will serve you the best. Please read these instructions carefully before starting the installing and keep this manual handy for future reference. If you have any another query, please contact our dealer or local vendor from whom you have purchased the product. They are trained and ready to serve you at the best. The warranty is valid for 3 years from the date of purchase. The warranty does not apply to damage caused by incorrect installation or abnormal wear and tear. The company gives no warranty against damage to any surface due to incorrect removal and installation of the product. The products are suitable for 10-12 Hours Daily operation. Usage of product for 24 Hours a day would void the warranty. This product is warranted for manufacturing defects only.

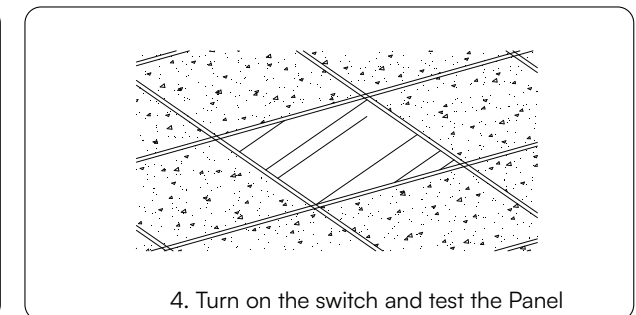
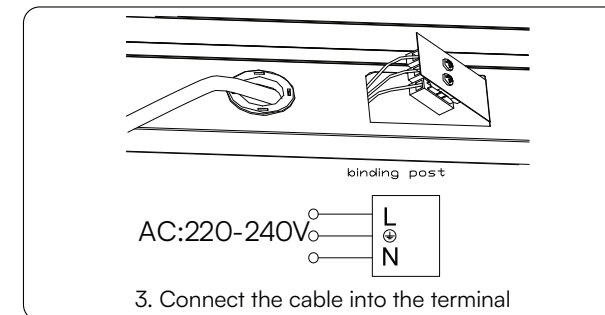
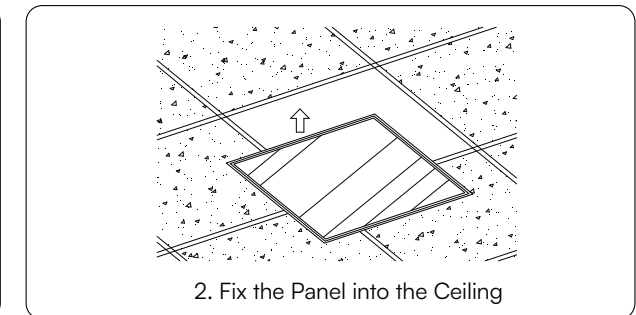
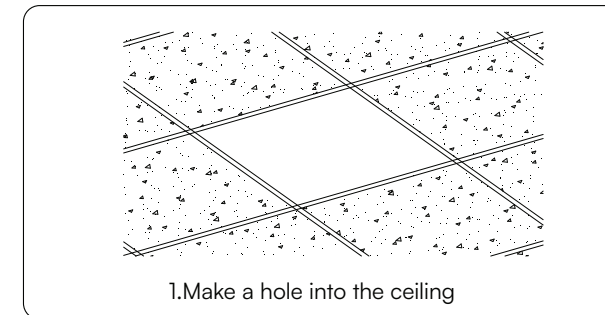
WARNING

1. Please make sure to turn off the power before starting the installation.
2. Installation should only be done by a certified electrician.
3. The light source of this luminaire is not replaceable, when the light source reaches its end of life the whole luminaire should be replaced.
4. If the external flexible cable or cord of this luminaire is damaged, it shall be exclusively replaced by the manufacturer or his service agent or a similar qualified person in order to avoid a hazard.
5. Proper grounding should be ensured throughout the installation.
6. For Indoor use only



INSTALLATION INSTRUCTIONS

INSTALLATION FOR RECESSED



INSTALLATION FOR SURFACE

